

Solutions of Formaldehyde in Water and Alcohols

Michael M. Silaev

Chemistry Faculty, Lomonosov Moscow State University, Vorobiev Gory, Moscow 119991, Russia

***Corresponding Author:** Michael M. Silaev, Chemistry Faculty, Lomonosov Moscow State University, Vorobiev Gory, Moscow 119991, Russia

Abstract: A mechanism of the initiated nonbranched-chain process of forming 1,2-alkanediols and carbonyl compounds in alcohol–formaldehyde systems is suggested. The quasi-steady-state treatment is used to obtain kinetic equations that can describe the nonmonotonic (with a maximum) dependences of the formation rates of the products on the concentration of free unsolvated formaldehyde. The experimental concentrations of the free unsolvated form of formaldehyde are given at the different temperatures, solvent permittivity, and total concentrations of formaldehyde in water and alcohols. An empirical equation for calculating the free formaldehyde concentration in alcohol–formaldehyde (including water/ethanediol–formaldehyde) systems at various temperatures and total formaldehyde concentrations and an equation for evaluating solvent concentrations in these systems were derived. The experimental dependence of the ethanediol radiation-chemical yields on formaldehyde concentration in γ -radiolysis of methanol–formaldehyde system at 373–473 K is shown.

Keywords: nonbranched-chain process, free formaldehyde, 1-hydroxyalkyl radical, formyl radical, competing reaction, equation.

1. INTRODUCTION

Free radicals add to the carbon atom at the double bond of the carbonyl group of dissolved free (un-solvated, monomer) formaldehyde. The concentration of free formaldehyde in the solution at room temperature is a fraction of a percent of the total formaldehyde concentration, which includes formaldehyde chemically bound to the solvent [1]. The concentration of free formaldehyde exponentially increases with increasing temperature [2]. The energy released as a result of this addition, when the C=O bond is converted into an ordinary bond, is 30 to 60 kJ mol⁻¹ (according to the data on the addition of C₁–C₄ alkyl radicals in the gas phase under standard conditions [3–6]). The resulting free 1:1 adduct radicals can both abstract hydrogen atoms from the nearest-neighbor molecules of the solvent or unsolvated formaldehyde and, due to its structure, decompose by a monomolecular mechanism including isomerization [7, 8].

The analysis of stable liquid-phase products was carried out by the gas chromatographic method. The quasi-steady-state treatment is used to obtain kinetic equations.

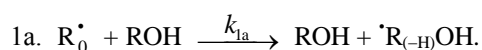
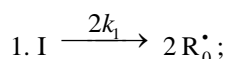
2. ADDITION OF 1-HYDROXYALKYL FREE RADICALS WITH TWO OR MORE CARBON ATOMS

Free 1-hydroxyalkyl radicals (which result from the abstraction of a hydrogen atom from the carbon atom bonded to the hydroxyl group in molecules of saturated aliphatic alcohols but methanol under the action of chemical initiators [9, 10], light [11, 12], or ionizing radiation [13, 14]) add at the double bond of free formaldehyde dissolved in the alcohol, forming 1,2-alkanediols [7–10, 12–18], carbonyl compounds, and methanol [14, 15] *via* the chaining mechanism. (The yields of the latter two products in the temperature range of 303 to 448 K are one order of magnitude lower). In these processes, the determining role in the reactivity of the alcohols can be played by the desolvation of formaldehyde in alcohol–formaldehyde solutions, which depends both on the temperature and on the polarity of the solvent [2, 14]. For the γ -radiolysis of 1(or 2)-propanol–formaldehyde system at a constant temperature,

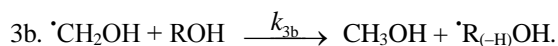
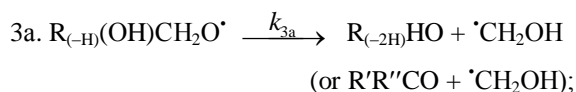
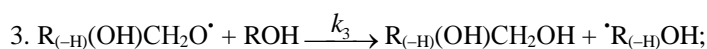
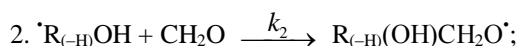
the dependences of the radiation-chemical yields of 1,2-alkanediols and carbonyl compounds as a function of the formaldehyde concentration show maxima and are symbatic [13, 15]. For a constant total formaldehyde concentration of 1 mol dm⁻³, the dependence of the 1,2-alkanediol yields as a function of temperature for 303–473 K shows a maximum, whereas the yields of carbonyl compounds and methanol increase monotonically [14] (along with the concentration of free formaldehyde [2]). In addition to the above products, the nonchain mechanism in the γ -radiolysis of the solutions of formaldehyde in ethanol and 1- and 2-propanol gives ethanediol, carbon monoxide, and hydrogen in low radiation-chemical yields (which, however, exceed the yields of the same products in the γ -radiolysis of individual alcohols) [7, 14, 15]. The available experimental data can be described in terms of the following scheme of reactions.

Scheme

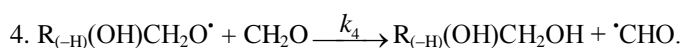
Chain initiation



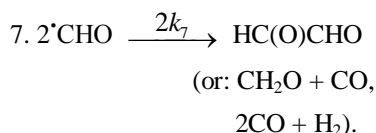
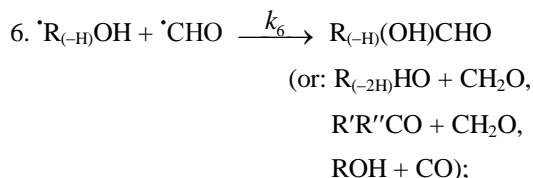
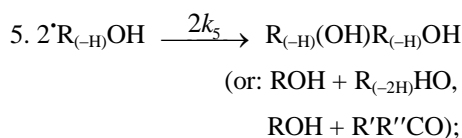
Chain propagation



Inhibition



Chain termination

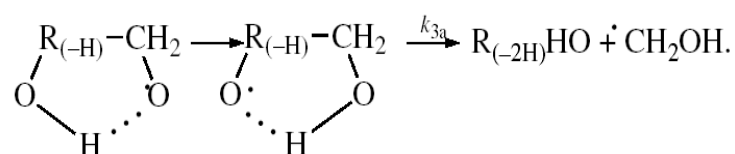


In these reactions, I is an initiator, e.g., a peroxide [9, 10]; R₀[•], some reactive radical (initiator radical); R, an alkyl; ROH, a saturated aliphatic alcohol, either primary or secondary, beginning from ethanol; CH₂O, the unsaturated molecule – free formaldehyde; \cdot CH₂OH, the 1-hydroxymethyl fragment radical; \cdot R_(-H)OH, the reactive 1-hydroxyalkyl addend radical, beginning from 1-hydroxyethyl; R_(-H)(OH)CH₂O[•], the reactive hydroxyalkoxyl 1:1 adduct radical; \cdot CHO, the low-reactive formyl radical (inhibitor radical); R₀H, the molecular product; R_(-H)(OH)CH₂OH, 1,2-alkanediol; R_(-2H)HO, an aldehyde in the case of a primary alcohol and an R'R''CO ketone in the case of a secondary alcohol; R_(-H)(OH)R_(-H)OH, a vicinal alkanediol; R_(-H)(OH)CHO, a hydroxyaldehyde.

The chain evolution stage of *Scheme* includes consecutive reaction pairs 2–3, 2–3a, and 3a–3b; parallel (competing) reaction pairs 3–3a, 3–3b, 3–4, and 3a–4; and consecutive–parallel reactions 2 and 4.

In addition, it seems unlikely that free adduct radicals will add to formaldehyde at higher temperatures the reaction of adding is unlikely because this would result in an ether bond. The addition of hydroxymethyl radicals to formaldehyde, which is in competition with reaction 3b, is not included as well, because there is no chain formation of ethanediol at 303–448 K [14]. At the same time, small amounts of ethanediol can form *via* the dimerization of a small fraction of hydroxymethyl radicals, but this cannot have any appreciable effect on the overall process kinetics. The addition of free formyl radicals to formaldehyde cannot proceed at a significant rate, as is indicated by the fact that there is no chain formation of glycol aldehyde in the systems examined [14].

The mechanism of the decomposition of the free adduct radical *via* reaction 3a, which includes the formation of an intramolecular H···O bond and isomerization, can be represented as follows [7, 8, 15]:



The probability of the occurrence of reaction 3a should increase with increasing temperature. This is indicated by experimental data presented above [7, 8, 15]. The decomposition of the hydroxyalkoxyl radical, $\text{R}_{(-\text{H})}(\text{OH})\text{CH}_2\text{O}^\bullet$ (reaction 3a) is likely endothermic. The endothermic nature of reaction 3a is indirectly indicated by the fact that the decomposition of simple C_2 – C_4 alkoxy radicals RO^\bullet in the gas phase is accompanied by heat absorption: ($\Delta H_{298}^\circ = 30$ – 90 kJ mol^{-1} [4–6]). Reaction 3b, subsequent to

reaction 3a, is exothermic, and its heat for C_2 – C_3 alcohols in the gas phase is $\Delta H_{298}^\circ = -40$ to -60 kJ mol^{-1} [4–6]. As follows from the above scheme of the process, reactions 3a and 3b, in which the formation and consumption of the highly reactive free radical hydroxymethyl take place (at equal rates under steady-state conditions), can be represented as a single bimolecular reaction 3a,b occurring in a "cage" of solvent molecules.

The free formyl radical resulting from reaction 4, which is in competition with reactions 3 and 3a, is comparatively low-reactive because its spin density can be partially delocalized from the carbon atom *via* the double bond toward the oxygen atom, which possesses a higher electron affinity [3]. For example, in contrast to the methyl and alkoxy π -radicals, the formyl σ -radical can be stabilized in glassy alcohols at 77 K [19]. In the gas phase, the dissociation energy of the C–H bond in formyl radicals is half that for acetyl radicals and is about 5 times lower than the dissociation energy of the C_α –H bond in saturated C_1 – C_3 alcohols [3].

As distinct from reactions 3 and 3a,b, reaction 4 leads to an inefficient consumption of hydroxyalkoxyl adduct radicals, without regenerating the initial 1-hydroxyalkyl addend radicals. Reaction 4 together with reaction 6 (mutual annihilation of free formyl and chain-carrier 1-hydroxyalkyl radicals) causes the inhibition of the nonbranched-chain process. For the disproportionation of the free radicals, the heats of reactions 5–7 for C_1 – C_3 alcohols in the gas phase vary in the range of $\Delta H_{298}^\circ = -135$ to -385 kJ mol^{-1} [3–6].

The rates of the chain formation of 1,2-alkanediols in reaction 3 (and their nonchain formation in reaction 4), carbonyl compounds in reaction 3a, and methanol in reaction 3b are given by the following equations¹:

¹The rate equations were derived by quasi-steady-state treatment, which is most suitable for describing the processes including at least eight to ten reactions with four to six different free radicals and at most three to seven experimental points in their functional curves, using the condition for the first steps of the process that makes it possible to reduce the exponent of term $2k_5[\text{R}_{(-\text{H})}\text{OH}]^2$ to 1 in equation $d[\text{R}^\bullet]/dt = 0$ [7, 15]: $k_6 = \sqrt{2k_5 2k_7}$ [20] and $V_1 = V_5 + 2V_6 + V_7 = (\sqrt{2k_5} [\text{R}_{(-\text{H})}\text{OH}] + \sqrt{2k_7} [\text{CHO}^\bullet])^2$. The relations between the reaction rates and radiation-chemical yields for radiation-chemical processes are reported by Silaev [21].

$$V_{3,4}(\text{R}_{(-\text{H})}(\text{OH})\text{CH}_2\text{OH}) = \frac{V_1(\alpha l + x)k_2x}{k_2x^2 + (\alpha l + \beta + x)\sqrt{2k_5V_1}}, \quad (1)$$

$$V_{3a}(\text{R}_{(-2\text{H})}\text{HO}) = V_{3b}(\text{CH}_3\text{OH}) = \frac{V_1\beta k_2x}{k_2x^2 + (\alpha l + \beta + x)\sqrt{2k_5V_1}}, \quad (2)$$

where V_1 is the initiation rate, l is the molar concentration of the saturated alcohol at the given total concentration c_0 of formaldehyde² dissolved in it, x is the molar concentration of free formaldehyde ($l \gg x$), k_2 is the rate constant of reaction 2 (addition of 1-hydroxyalkyl free radical to free formaldehyde), and $\alpha = k_3/k_4$ and $\beta = k_{3a}/k_4$ (mol dm⁻³) are the ratios of the rate constants of the competing (parallel) reactions. Estimates of $2k_5$ were reported by Silaev *et al.* [22, 24]. From the extremum condition for the reaction 3a rate function, $\partial V_{3a} / \partial x = 0$, we derived the following analytical expression:

$$k_2 = (\alpha l_m + \beta)\sqrt{2k_5V_1} / x_m^2.$$

Equations (1) and (2) taken on the condition that $k_2x^2 \gg (\alpha l + x)\sqrt{2k_5V_1}$ (the descending branch of the curve having a maximum) can be transformed to equations that can be used for a preliminary estimation of parameters α and β :

$$V_{3,4} = (V_1 / \varphi)[(\alpha l / x) + 1], \quad (1a)$$

$$V_{3a} = V_{3b} = V_1\beta / \varphi x, \quad (2a)$$

where $\varphi = 2$ for the maximum (when $k_2x^2 \cong (\alpha l + x)\sqrt{2k_5V_1}$) and $\varphi = 1$ for the descending portion of the curve.

The overall process rate is a complicated function of the formation and disappearance rates of the $\text{R}_{(-\text{H})}\text{OH}$ and CHO free radicals:

$$V(\text{R}_{(-\text{H})}(\text{OH})\text{CH}_2\text{OH}, \text{R}_{(-2\text{H})}\text{HO}, \text{CH}_3\text{OH}) = V_{1a} + V_3 + V_{3b} - V_4 - V_5 + V_7. \quad (3)$$

The ratios of the rates of the competing reactions are $V_3/V_4 = \alpha l/x$ and $V_{3a}/V_4 = \beta/x$, and the chain length is $\nu = (V_3 + V_{3a})/V_1$. The ratio of the rates of formation of 1,2-alkanediol and the carbonyl compound is a simple linear function of x :

$$V_{3,4}(\text{R}_{(-\text{H})}(\text{OH})\text{CH}_2\text{OH}) / V_{3a}(\text{R}_{(-2\text{H})}\text{HO}) = (k_4 / k_{3a})x + (k_3 / k_{3a})l. \quad (4)$$

The equations for the rates of chain-termination reactions 5–7 are given by the following equations:

$$V_5 = V_1^2 2k_5 (\alpha l + \beta + x)^2 / f^2, \quad (5)$$

$$2V_6 = 2V_1\sqrt{2k_5V_1} (\alpha l + \beta + x)k_2x^2 / f^2, \quad (6)$$

$$V_7 = V_1(k_2x^2)^2 / f^2, \quad (7)$$

where $f = k_2x^2 + (\alpha l + \beta + x)\sqrt{2k_5V_1}$.

Neutral formaldehyde solutions in alcohols at room temperature primarily consist of a mixture of formaldehyde polymer solvates reversibly bound to alcohols; these polymer solvates differ in molecular mass and have the general formula $\text{RO}(\text{CH}_2\text{O})_n\text{H}$, where $n = 1-4$ [1]. The concentration of formaldehyde that occurs in solution as a free, unsolvated active species chemically unbound to the solvent (this species is capable of scavenging free radicals) at room temperature is lower than a percent of the total formaldehyde concentration [1]. The concentration x of the free formaldehyde species in solutions was determined by high-temperature UV spectrophotometry in the range 335–438 K at the total formal-

²The alcohol concentration in alcohol–formaldehyde solutions at any temperature can be estimated by the method suggested in [22, 23]. The data necessary for estimating the concentration of free formaldehyde using the total formaldehyde concentration in the solution are reported by Silaev *et al.* [2, 22].

dehyde concentration c_0 (free and bound species including the concentration of polymer solvates) of 1.0–8.4 mol dm⁻³ in water, ethanediol, methanol, ethanol, 1-propanol, 2-propanol, and 2-methyl-2-propanol [2] (see Table of the Appendix). This concentration increases with temperature according to an exponential law, and it can be as high as a few percent of the total concentration in solution under the test conditions, up to 19.3% in the case of 2-methyl-2-propanol at a total concentration of 1.0 mol dm⁻³ and a temperature of 398 K. The following empirical equation relating the concentration x (mol dm⁻³) of free formaldehyde to temperature T (K) and the total concentration c_0 in the solution (measured at room temperature), was developed by the treatment of 101 data points [2, 22]:

$$\lg x = -a (10^3/T) + b + h \lg c_0, \quad (8)$$

where the coefficients a and b were calculated as the parameters of a straight-line equation by the least-squares technique from the dependence of $\lg x$ on $1/T$ at $c_0 = 1.0$ mol dm⁻³ for various solvents, and the coefficient h was obtained as the average value of the slopes of $\lg x$ as linear functions of $\lg c_0$ at various series of fixed temperatures. The Table 1 summarizes these coefficients for each solvent. As regards the experimental data, the error in the calculations of the concentration x of free formaldehyde made by Eq. (8) in the specified temperature range was no higher than 25%.

Table1. Coefficients of the empirical Eq. (8) for the estimation of the concentration x of free formaldehyde in polar solvent–formaldehyde systems

Solvent	Coefficient		
	a	b	h
Water	2.36	4.45	0.80
Ethanediol	1.83	2.60	1.28
Methanol	3.11	5.58	$0.22 c_0 / \lg c_0$
Ethanol	3.10	5.92	$1.10 (10^3/T) - 1.44$
1-Propanol	2.42	4.47	1.30
2-Propanol	2.42	4.64	1.05
2-Methyl-2-propanol	3.19	7.31	0.96

On the assumption that the dependence of the density of a given solution on the concentration of formaldehyde is similar to the analogous linear dependence found for aqueous formaldehyde solutions (0–14 mol dm⁻³; 291 K) [25], the concentrations l_T (mol dm⁻³) of alcohols in alcohol–formaldehyde solutions at a certain temperature can be estimated by the equation

$$l_T = \frac{(10^3 d - 21.6 c_0) d_T}{(d + 8.4 \times 10^{-3} c_0) M}, \quad (9)$$

where c_0 is the total formaldehyde concentration (mol dm⁻³); M is the molecular mass (g mol⁻¹) of the solvent; d and d_T are the solvent densities (g cm⁻³) at room and given temperatures, respectively; the coefficients 8.4×10^{-3} and 21.6 have the units of 10^3 g mol⁻¹ and g mol⁻¹, respectively.

Earlier [2], it was found that the concentration x of the free formaldehyde species decreased with the solvent permittivity D_{298} at a constant temperature. Water is an exception. Although water is more polar than alcohols, the concentration x of free formaldehyde in an aqueous solution is anomalously high and reaches the level of its concentration in 2-propanol, all other factors being the same (see Fig. 1) [2, 22]. This can be due to the specific instability of hydrated formaldehyde species and the ease of their conversion into free formaldehyde with increasing temperature.

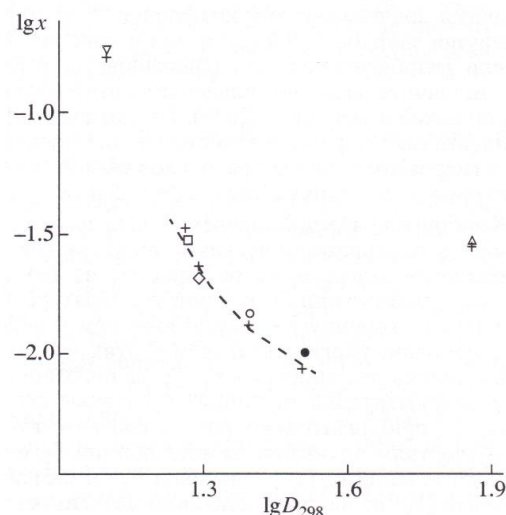


Fig1. Logarithmic plot of the experimental concentrations x (mol dm^{-3}) of free formaldehyde at its total concentration $c_0 = 1.0 \text{ mol dm}^{-3}$ and $395 \pm 3 \text{ K}$ in (Δ) water, (\bullet) methanol, (\circ) ethanol, (\diamond) 1-propanol, (\square) 2-propanol, and (∇) 2-methyl-2-propanol as functions of the permittivity D_{298} of these solvents (+ refers to the concentrations x in the above solvents calculated by empirical Eq. (8)).

As an example, the Fig. 2 illustrates the use of Eqs. (1) and (2) for describing the experimental dependences of the formation rates of 1,2-butanediol (curve 1) in reactions 3 and 4 and propanal (curve 2) in reaction 3a on the concentration x of free formaldehyde in the 1-propanol–formaldehyde reacting system at the total formaldehyde concentration c_0 of 2.0 to 9.5 mol dm^{-3} and temperature of 413 K [7, 15, 26]. The concentration dependence of the propanal formation rate was described using the estimates of kinetic parameters obtained for the same dependence of the 1,2-butanediol formation rate. We considered these data more reliable for the reason that the carbonyl compounds forming in the alcohol–formaldehyde systems can react with the alcohol and this reaction depends considerably on the temperature and acidity of the medium [1]. The mathematical modeling of the process was carried out using a ^{137}Cs γ -radiation dose rate of $P = 0.8 \text{ Gy s}^{-1}$ [13, 26], a total initiation yield of $G(\text{CH}_3\text{CH}_2\dot{\text{C}}\text{HOH}) = 9.0$ particles per 100 eV [7, 15] ($V_1 = 4.07 \times 10^{-7} \text{ mol dm}^{-3} \text{ s}^{-1}$), and $2k_5 = 4.7 \times 10^9 \text{ dm}^3 \text{ mol}^{-1} \text{ s}^{-1}$. The following values of the parameters were obtained: $\alpha = 0.36 \pm 0.07$, $\beta = 0.25 \pm 0.05 \text{ mol dm}^{-3}$, and $k_2 = (6.0 \pm 1.4) \times 10^3 \text{ dm}^3 \text{ mol}^{-1} \text{ s}^{-1}$.

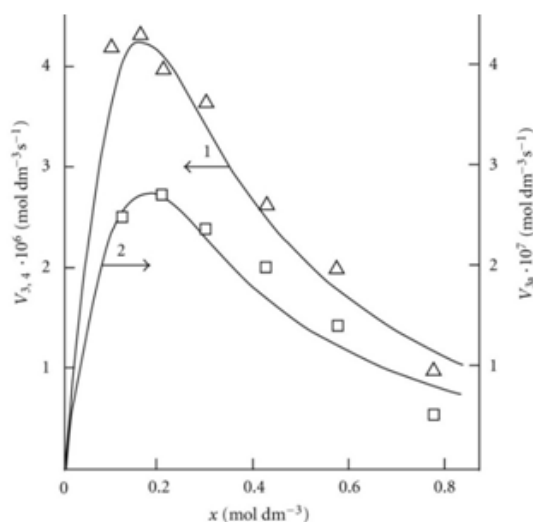


Fig2. Reconstruction of the functional dependence (curves) of the product formation rates $V_{3,4}$ and V_{3a} on the concentration x of free formaldehyde (model optimization with respect to the parameters α , β and k_2) from empirical data (symbols) for the 1-propanol–formaldehyde system at 413 K [7, 15, 26]: (1, Δ) calculation using Eq. (1), the product is 1,2-butanediol, standard deviation of $S_Y = 2.20 \times 10^{-7}$; (2, \square) calculation using Eq. (2), the product is propanal, $S_Y = 2.38 \times 10^{-8}$.

Note that, as compared to the yields of 1,2-propanediol in the γ -radiolysis of the ethanol–formaldehyde system, the yields of 2,3-butanediol in the γ -radiolysis of the ethanol–acetaldehyde system are one order of magnitude lower [26]. Using data from [7, 15], it can be demonstrated that, at 433 K, the double bond of 2-propen-1-ol accepts the 1-hydroxyethyl radical 3.4 times more efficiently than the double bond of formaldehyde [27].

3. ADDITION OF HYDROXYMETHYL FREE RADICALS

The addition of hydroxymethyl free radicals to the carbon atom at the double bond of unsolvated formaldehyde molecules in methanol results in the chain formation of ethanediol [16]. In this case, reaction 3a in *Scheme* is the reverse of reaction 2, the 1-hydroxyalkyl radical $\text{R}_{(-\text{H})}\text{OH}$ is the hydroxymethyl radical CH_2OH , so reaction 3b is eliminated ($k_{3b} = 0$), and reaction 5 yields an additional amount of ethanediol *via* the dimerization of chain-carrier hydroxymethyl radicals (their disproportionation can practically be ignored [28]). The scheme of these reactions is presented in [17]. The experimental dependence of the ethanediol radiation-chemical yields on formaldehyde concentration in γ -radiolysis of methanol–formaldehyde system at 373–473 K is shown in Fig. 3. The maximum yield of the product reached 139 molecules per 100 eV ($144 \text{ mol } 10^{-7} \text{ J}$) at a formaldehyde concentration of 1.4 mol dm^{-3} in methanol and a temperature of 473 K. The dependence of the yield on the concentration at 373 K does not have a maximum even at the highest (3.1 mol dm^{-3}) concentration of formaldehyde,

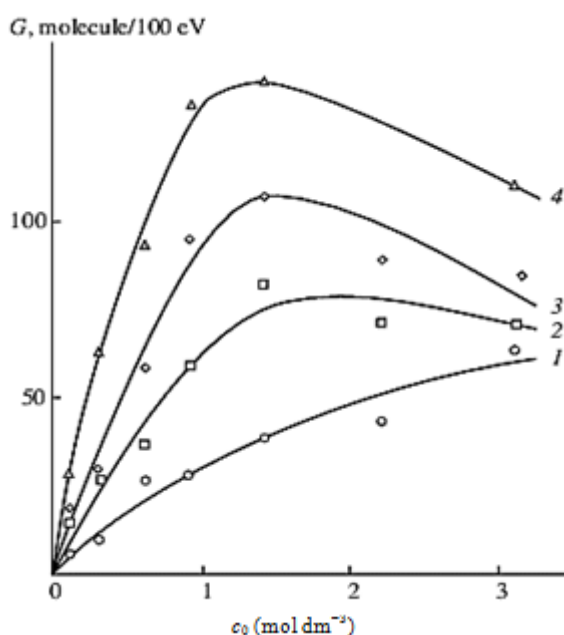


Fig3. Dependence of the ethanediol yield G on the total concentration c_0 of formaldehyde upon γ -radiolysis of the methanol–formaldehyde system at temperatures of (1) 373, (2) 423, (3) 448, and (4) 473 K [16].

whereas maxima appear on the curves in the formaldehyde concentration region about 1.4 mol dm^{-3} at higher temperatures.

The rate equation for ethanediol formation by the chain mechanism in reaction 3 and by the nonchain mechanism in reactions 4 and 5 in the methanol–formaldehyde system has a complicated form³ as compared to Eq. (1) for the formation rate of the other 1,2-alkanediols [8]:

$$V_{3,4,5}(\text{CH}_2\text{OH})_2 = V_1[f(al+x)k_2x + V_12k_5(al+\beta+x)^2]/f^2, \quad (10)$$

where $f = k_2x^2 + (al + \beta + x)\sqrt{2k_5V_1}$.

Equation (10) when $k_2x^2 \ll (al + \beta + x)\sqrt{2k_5V_1}$ (ascending branch of the curve having a maximum) and $al \gg \beta$ (practically without reaction 3a) is transformed to a simple directly-proportional dependence on the concentration x of free formaldehyde, which can be used to pre-estimate the parameter k_2 :

³In an earlier publication [15], this equation does not take into account reaction 3a.

$$V_{3,4,5} = (V_1 / \varphi^2) [(\varphi k_2 x / \sqrt{2k_3 V_1}) + 1], \quad (10a)$$

where $\varphi = 1$ for the ascending portion of the curve and $\varphi = 2$ for the maximum, when $k_2 x^2 \cong (\alpha l + \beta + x) \sqrt{2k_3 V_1}$.

If the rate of ethanediol formation by the dimerization mechanism in reaction 5 is ignored for the reason that it is small as compared to the total rate of ethanediol formation in reactions 3 and 4, Eq. (10) will be identical to Eq. (1). After the numerator and denominator on the right-hand side of Eq. (1) are divided by $k_{-2} \equiv k_{3a}$, one can replace k_2 in this equation with $K_2 = k_2/k_{-2}$, which is the equilibrium constant for the reverse of reaction 2. Ignoring the reverse step of reaction 2 ($k_{3a} = 0, \beta = 0$) can further simplify Eq. (1). In this case, the rate constant k_2 is effective.

4. CONCLUSIONS

In summary, the material on the kinetics of nonbranched-chain addition of free saturated 1-hydroxyalkyl radicals to the double bonds of free formaldehyde molecules makes it possible to describe, using Eq. (1) obtained by quasi-steady-state treatment, experimental dependences with a maximum of the formation rates of molecular 1:1 adducts (1,2-alkanediols) on the concentration of an unsaturated compound over the entire region of its change in binary reaction systems consisting of saturated (alcohol) and unsaturated (free formaldehyde) components (Fig. 2).

The proposed addition mechanism involves the reaction of a free hydroxyalkoxyl 1:1 adduct radical with an unsaturated free formaldehyde molecule yielding a low-reactive free formyl radical (the reaction 4 competing with the chain propagation reactions in the *Scheme*). In such binary reaction systems, the unsaturated compound is both a reactant and an autoinhibitor, specifically, a source of low-reactive free radicals shortening kinetic chains.

REFERENCES

- [1] S. K. Ogorodnikov, *Formal'degid (Formaldehyde)*, Khimiya, Leningrad, 1984.
- [2] M. M. Silaev, A. V. Rudnev, and E. P. Kalyazin, "Formaldehyde. III. Concentration of Free Formaldehyde as a Function of Temperature, Polarity of Solvents, and Total Concentration of Formaldehyde in Solution", *Zhurnal Fizicheskoi Khimii*, 1979, vol. 53, no. 7, pp. 1647–1651.
- [3] L. V. Gurvich, G. V. Karachevtsev, V. N. Kondrat'ev, Yu. A. Lebedev, V. A. Medvedev, V. K. Potapov, and Yu. S. Khodeev, "Energii razryva khimicheskikh svyazei. Potentsialy ionizatsii i srodstvo k elektronu" ("Bond Dissociation Energies, Ionization Potentials, and Electron Affinity"), V. N. Kondrat'ev, Editor, Nauka, Moscow, 1974.
- [4] S. W. Benson, "Thermochemical Kinetics: Methods for the Estimation of Thermochemical Data and Rate Parameters", 2nd Edition, Wiley, New York, 1976.
- [5] J. B. Pedley, R. D. Naylor, and S. P. Kirby, "Thermochemical Data of Organic Compounds", 2nd Edition, Chapman & Hall, London, 1986.
- [6] Yu. D. Orlov, Yu. A. Lebedev, and I. Sh. Saifullin, "Termokhimiya organicheskikh svobodnykh radikalov" ("Thermochemistry of Organic Free Radicals"), A. M. Kutepov, Editor, Nauka, Moscow, 2001.
- [7] M. M. Silaev and L. T. Bugaenko, "Kinetics of the Addition of α -Hydroxyalkyl Radicals to 2-Propen-1-ol and Formaldehyde", *Kinetics and Katalysis*, 1994, vol. 35, no. 4, pp. 509–513, English Translation in: *Kinetics and Katalysis*, 1994, vol. 35, no. 4, pp. 463–467.
- [8] M. M. Silaev, "Simulation of Nonbranched Chain Processes for Producing 1,2-Alkanediols in Alcohol-Formaldehyde Systems", *Teoreticheskie Osnovy Khimicheskoi Tekhnologii*, 2007, vol. 41, no. 4, pp. 379–384, English Translation in: *Theoretical Foundations Chemical Engineering*, 2007, vol. 41, no. 4, pp. 357–361.
- [9] Oyama, M., "A Free-Radical Reaction of Primary and Secondary Alcohols with Formaldehyde", *The Journal of Organic Chemistry*, 1965, vol. 30, no. 7, pp. 2429–2432.
- [10] G. I. Nikishin, D. Lefor, and E. D. Vorob'ev, "Free Radical Reaction of Primary Alcohols with Formaldehyde", *Izvestiya Akademii Nauk SSSR, Ser. Khimiya*, 1966, no. 7, pp. 1271–1272.
- [11] W. H. Urry, F. W. Stacey, E. S. Huyser, and O. O. Juveland, "The Peroxide- and Light-Induced Additions of Alcohols to Olefins", *Journal of the American Chemical Society*, 1954, vol. 76, no. 2, pp. 450–455.
- [12] M. B. Dzhurinskaya, A. V. Rudnev, and E. P. Kalyazin, "High Temperature UV Photolysis of Formaldehyde in Liquid Methanol", *Vestnik Moskovskogo Universiteta, Ser. 2: Khimiya*, 1984, vol. 25, no. 2, pp. 173–176.

- [13] E. P. Kalyazin, E. P. Petryaev, and O. I. Shadyro, "Reaction between Oxyalkyl Radicals and Aldehydes", *Zhurnal Organicheskoi Khimii*, 1977, vol. 13, no. 2, pp. 293–295.
- [14] A. I. Novoselov, A.I., Silaev, M.M., and L. T. Bugaenko, "Effect of Temperature on the Yields of Final Products in the γ -Radiolysis of Formaldehyde Solutions in C₁–C₃ Alkanols", *Khimiya Vysokikh Energii*, 2004, vol. 38, no. 4, pp. 270–272, English Translation in: *High Energy Chemistry*, 2004, vol. 38, no. 4, 2004, pp. 236–238.
- [15] M. M. Silaev and L. T. Bugaenko, "Mathematical Simulation of the Kinetics of Radiation Induced Hydroxyalkylation of Aliphatic Saturated Alcohols", *Radiation Physics and Chemistry*, 1992, vol. 40, no. 1, pp. 1–10.
- [16] A. I. Novoselov, M. M. Silaev, and L. T. Bugaenko, "Dependence of Ethanediol Yield on Formaldehyde Concentration in γ -Radiolysis of Methanol–Formaldehyde System at 373–473 K", *Khimiya Vysokikh Energii*, 2008, vol. 42, no. 1, pp. 74–75, English Translation in: *High Energy Chemistry*, 2008, vol. 42, no. 1, pp. 69–70.
- [17] A. I. Novoselov, M. M. Silaev, and L. T. Bugaenko, " γ -Induced Single-Step Synthesis of Ethylene Glycol from Methanol–Formaldehyde Solution", *Teoreticheskie Osnovy Khimicheskoy Tekhnologii*, 2010, vol. 44, no. 4, pp. 450–453, English Translation in: *Theoretical Foundation of Chemical Engineering*, 2010, vol. 44, no. 4, pp. 432–435.
- [18] A. I. Novoselov, M. M. Silaev, and L. T. Bugaenko, "Dependence of 1,2-Propanediol Yield on Formaldehyde Concentration in γ -Radiolysis of Ethanol–Formaldehyde System at 373–473 K", *Khimiya Vysokikh Energii*, 2007, vol. 41, no. 1, p. 58, English Translation in: *High Energy Chemistry*, 2007, vol. 41, no. 1, p. 53.
- [19] S. Ya. Pshezhetskii, A. G. Kotov, V. K. Milinchuk, V. A. Roginskii, and V. I. Tupikov, "*EPR svobodnykh radikalov v radiatsionnoi khimii*" ("ESR of Free Radicals in Radiation Chemistry"), Khimiya, Moscow, 1972.
- [20] L. Bateman, "Olefin Oxidation", *Quarterly Reviews*, 1954, vol. 8, no. 2, pp. 147–167.
- [21] M. M. Silaev, "Simulation of the Nonbranched-Chain Addition of Saturated Free Radicals to Alkenes and Their Derivatives Yielding 1:1 Adducts", *Teoreticheskie Osnovy Khimicheskoi Tekhnologii*, 2007, vol. 41, no. 3, pp. 280–295, English Translation in: *Theoretical Foundations of Chemical Engineering*, 2007, vol. 41, no. 3, pp. 273–278.
- [22] M. M. Silaev, "Applied Aspects of the γ -Radiolysis of C₁–C₄ Alcohols and Binary Mixtures on Their Basis", *Khimiya Vysokikh Energii*, 2002, vol. 36, no. 2, pp. 97–101, English Translation in: *High Energy Chemistry*, 2002, vol. 36, no. 2, pp. 70–74.
- [23] M. M. Silaev, "Estimating the Solvent Concentration in Formaldehyde Solutions at Various Temperatures", *Zhurnal Fizicheskoy Khimii*, 1993, vol. 67, no. 9, p. 1944.
- [24] M. M. Silaev, L. T. Bugaenko, and E. P. Kalyazin, "On the Possibility of Adequately Estimating of the Rate Constants for the Reaction of Hydroxyalkyl Radicals with Each Other Using the Self-Diffusion Coefficients or Viscosities of the Corresponding Alcohols", *Vestnik Moskovskogo. Univversiteta, Ser. 2: Khimiya*, 1986, vol. 27, no. 4, pp. 386–389.
- [25] J. F. Walker, Formaldehyde, Reinhold, New York, 1953, English Translation under the title Formal'degid, Goskhimizdat, Moscow, 1957, p. 106.
- [26] O. I. Shadyro, "*Radiation-chemical Conversions of Aldehydes in Various Systems*", Ph.D. Thesis (Chemistry), Belarusian State University, Minsk, 1975.
- [27] M. M. Silaev, "Relative Reactivity of α -Hydroxyethyl Radicals for 2-Propene-1-ol and Formaldehyde Double-Bond Addition", *Vestnik Moskovskogo Univversiteta, Ser. 2: Khimiya*, 1993, vol. 34, no. 3, p. 311.
- [28] H. Seki, R. Nagai, and M. Imamura, " γ -Radiolysis of a Binary Mixture of Methanol and Water. The Formation of Formaldehyde in the Radiolysis of Liquid Methanol", *Bulletin of the Chemical Society of Japan*, 1968, vol. 41, no. 12, pp. 2877–2881.

APPENDIX

Table. The experimental concentrations x (mol dm^{-3}) of free formaldehyde at different temperatures T (K) and total formaldehyde concentrations c_0 (mol dm^{-3}) in various solvents

c_0	T	10^2x	c_0	T	10^2x	c_0	T	10^2x	c_0	T	10^2x
Water			4.44	389	5.20	4.0	381	5.00	1.8	371	2.08
1.0	358	0.78	4.44	405	7.50	4.0	397	8.80	1.8	393	6.00
1.0	387	2.22	4.44	418	10.0	4.0	409	12.00	1.8	418	12.20
1.0	393	3.23	Methanol			6.2	347	2.80	1.8	438	16.70
1.0	407	4.55	1.0	375	0.33	6.2	376	7.80	3.0	343	1.25
2.0	353	1.44	1.0	395	1.00	6.2	393	12.50	3.0	375	5.40
2.0	387	4.70	1.0	423	2.90	1-Propanol			3.0	403	15.80
2.0	397	6.60	2.5	373	0.60	1.0	371	0.83	3.0	413	19.40
2.0	407	8.55	2.5	385	1.15	1.0	393	2.10	5.6	343	2.80
4.0	343	0.78	2.5	398	1.80	1.0	413	4.30	5.6	358	3.35
4.0	363	2.33	5.4	351	0.78	1.0	435	7.65	5.6	363	5.80
4.0	385	6.45	5.4	383	3.70	1.9	353	0.70	5.6	371	6.50
4.0	403	8.90	5.4	398	6.80	1.9	383	3.06	5.6	383	12.10
4.0	413	11.10	7.0	365	4.70	1.9	405	7.65	2-Methyl-2-propanol		
6.0	351	2.22	7.0	383	12.50	1.9	417	11.70	1.0	347	1.20
6.0	375	6.70	7.0	391	16.00	4.0	349	1.67	1.0	367	4.50
6.0	389	10.70	Ethanol			4.0	373	6.10	1.0	387	11.00
6.0	398	14.10	1.0	367	0.33	4.0	393	13.30	1.0	398	19.30
8.4	364	5.50	1.0	387	0.67	6.0	338	1.39	2.0	335	1.10
8.4	376	8.32	1.0	397	1.45	6.0	357	5.00	2.0	357	4.30
8.4	388	10.97	1.0	413	2.70	6.0	377	11.70	2.0	375	13.00
Ethenediol			1.0	423	4.00	6.0	389	18.30	2.0	383	18.50
1.0	409	1.30	2.0	373	1.10	7.8	343	3.06	3.0	338	1.70
1.0	418	1.80	2.0	394	2.90	7.8	358	6.25	3.0	353	4.70
1.0	435	2.45	2.0	409	5.80	7.8	377	16.90	3.0	365	9.60
3.33	358	1.20	2.0	419	8.20	2-Propanol			3.0	373	15.50
3.33	387	3.30	3.0	361	1.20	1.0	365	0.98	6.0	345	6.90
3.33	401	5.10	3.0	387	3.70	1.0	393	3.05	6.0	351	9.00
3.33	415	7.20	3.0	409	7.80	1.0	411	6.00	6.0	361	13.40
4.44	338	1.00	4.0	355	2.30	1.0	433	10.40	6.0	365	18.30

Citation: Michael M. Silaev. "Solutions of Formaldehyde in Water and Alcohols" *International Journal of Advanced Research in Chemical Science (IJARCS)*, vol. 5, no. 11, pp. 1-10, 2018. <http://dx.doi.org/10.20431/2349-0403.0511001>

Copyright: © 2018 Authors. This is an open-access article distributed under the terms of the Creative Commons Attribution License, which permits unrestricted use, distribution, and reproduction in any medium, provided the original author and source are credited.