

Analysis and Characterization of Wastewater Nitrogen Components for using in Wastewater Modeling and Simulation

Ragaa El Sheikh¹, Ayman A. Gouda^{1*}, Atef Salem, Ibrahim Hendy²

¹Department of Chemistry, Faculty of Science, Zagazig University, Zagazig, 44519, Egypt.

²Department of Environmental Engineering, Faculty of Engineering, Zagazig University, Zagazig, Egypt.

aymangouda77@gmail.com

Abstract: *The wastewater characterization, modeling and simulation study is the base of the design wastewater treatment plants (WWTPs). So that this paper investigate analysis and characterization of wastewater nitrogen components for using in wastewater modeling and simulation. The analysis was taken for raw wastewater, and settled wastewater. The wastewater samples source for the present study was a preliminary treated wastewater from Al Qenayat wastewater treatment plant, Zagazig, Egypt. Distillation apparatus used to measure ammonia nitrogen method and total kjeldahl nitrogen (TKN) method. Raw wastewater, ammonia nitrogen percent was 73.5% from TKN, soluble organic nitrogen biologically degradable, S_{ND} percent was 8.3% from TKN, soluble organic nitrogen biologically undegradable, S_{NI} percent was 3.4% from TKN, particulate organic nitrogen biologically degradable, X_{ND} percent was 6.2% from TKN, particulate organic nitrogen biologically undegradable and X_{NI} percent was 3.4% from TKN. Settled wastewater, ammonia nitrogen percent was 77.2% from TKN, soluble organic nitrogen biologically degradable, S_{ND} percent was 8.5% from TKN, soluble organic nitrogen biologically undegradable, S_{NI} percent was 3.8% from TKN, particulate organic nitrogen biologically degradable, X_{ND} percent was 6.4% from TKN, particulate organic nitrogen biologically undegradable and X_{NI} percent was 4.1% from TKN.*

Keywords: *Nitrogen components, TKN, ammonia, Wastewater Nitrogen, Simulation, Wastewater modeling.*

1. INTRODUCTION

Since it seemed wastewater treatment, the wastewater characterization was important for the wastewater treatment plants design, operation and optimization. The wastewater characterization development the analysis methods [1]. The wastewater modeling and simulation study is the base of the design of activated sludge wastewater treatment plants WWTPs. The level of model calibration is quite low when wastewater samples are not available for characterization [2]. In terms of nitrogen compounds, it was very important in management of raw wastewater and this was due to the effected of the nitrogenous material on the environment, the raw wastewater nitrogen forms were ammonia, organic nitrogen forms and very small quantities of nitrite and nitrate forms [3]. The nitrogenous compounds, were in the form of organic nitrogen and inorganic total ammonia nitrogen (NH_3+NH_4-N), represented together by the TKN, and the oxidized nitrogen compounds, such as nitrate (NO_3-N) and nitrite (NO_2-N) nitrogen. The oxidized nitrogen compounds are usually present in low quantities in raw and settled sewage, the inorganic total ammonia nitrogen remain in solution as ammonium nitrogen (NH_4-N) and ammonia (NH_3-N), and this was depended on the pH, with NH_4-N being predominant at conditions with a pH below 7.0 [4]. The organically bound nitrogen (e.g. protein, urea) is difficult to fractionate into biodegradable and unbiodegradable soluble and particulate fractions [5].

Ammonia nitrogen result from the wastewater influent urea, and the inorganic nitrogen have been removed about 80 to 95 percent by nitrification and denitrification, but the organic nitrogen removed much less efficient [6]. Total ammonia determined by Nessler's method, this method require to use the toxic mercury compound. So Berthelot method was more sensitive than Nessler's method [7]. The most important influent nitrogen components in ASM1., which are used as component variables in activated sludge models, are shown in Fig. 1. [8]

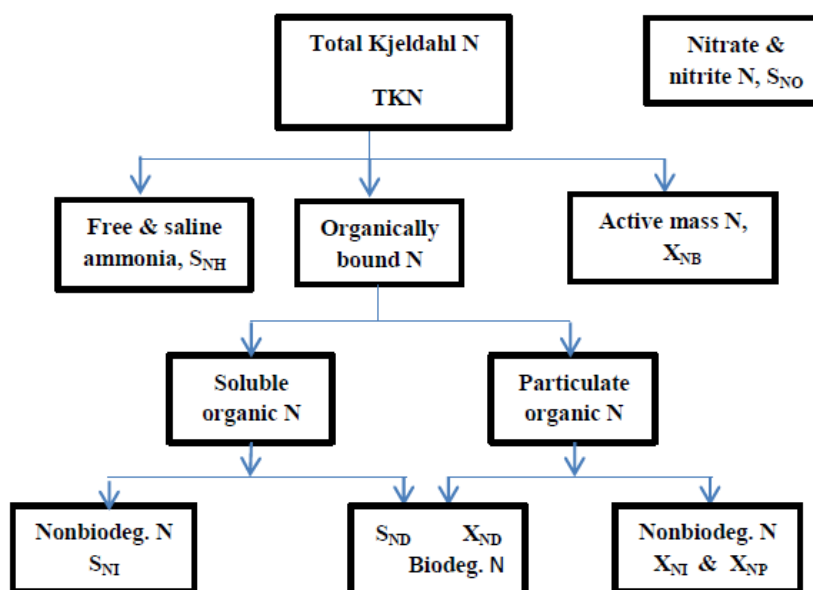


Figure1. Wastewater characterization for nitrogen components in ASM1

The nitrogenous material in the wastewater was divided as shown in figure 1. Based on measurements of total Kjeldahl nitrogen (TKN), the nitrogen was divided into ammonia nitrogen (S_{NH}), organically bound nitrogen and active mass nitrogen, that was a fraction of the biomass which was assumed to be nitrogen. Similar to the division of the organic material, the organically bound nitrogen was divided into soluble and particulate fractions, which in turn may be biodegradable or non-biodegradable. It should be noted that only particulate biodegradable organic nitrogen (X_{ND}) and soluble biodegradable organic nitrogen (S_{ND}) were explicitly included in the model. The active mass nitrogen (X_{NB}) was included in the model only in the sense that decay of biomass will lead to a production of particulate biodegradable organic nitrogen. Organic nitrogen associated with the inert organic particulate products (X_{NP}) and the inert organic particulate matter (X_{NI}) can easily be calculated, although not described in the model matrix. Finally, the nitrification of ammonia to nitrate nitrogen (S_{NO}) was considered as a single step process [9]. According to the ASM1 model, the fractional composition of TKN can be described as follows:

$$TKN = S_{NH} + S_{ND} + S_{NI} + X_{ND} + X_{NI}$$

The concentrations of different nitrogen compounds in the domestic wastewater inflow varied with variations of seasons, weather, residents etc., [10].

Concentration and presence of interferences are the two major factors that influence selection of the method to determine ammonia. In general, direct manual determination of low concentrations of ammonia is confined to drinking waters, clean surface or groundwater, and good-quality nitrified wastewater effluent. In other instances, and where interferences are present or greater precision is necessary, a preliminary distillation step is required. The kjeldahl methods (Macro-Kjeldahl Method and Semi-Micro-Kjeldahl Method) determine nitrogen in the trinegative state. They fail to account for nitrogen in the form of azide, azine, azo, hydrazone, nitrate, nitrite, nitrile, nitro, nitroso, oxime, and semi-carbazone. "Kjeldahl nitrogen" is the sum of organic nitrogen and ammonia nitrogen [11].

The proportions of nitrogen compounds undergo changes during the inflow of combined wastewater to the WWTP. The results of analyses of the TKN fractions obtained for dry weather raw wastewater are presented in Table 1 [12].

Table1. Percentage contribution of particular fractions in TKN of raw wastewater

TKN fraction	S_{NH}	S_{ND}	S_{NI}	X_{NI}	X_{ND}	Reference
	66.5	5.8	8.4	6.8	12.5	[12]
	60	10	*	*	25	[13]
	75	6	*	*	6	[14]
	73	9	-	-	12	[15]

* $X_{NI} + S_{NI}$ – up to 5 % according to [13], up to 13% according to [14].

The aim of the present work is to investigate analysis and characterization of wastewater nitrogen components for using in wastewater modeling and simulation.

2. EXPERIMENTAL

2.1. Apparatus

The temperature was measured utilizing thermocouple thermometer; of type T, with measuring range from 0 °C to 100 °C and accuracy of ± 0.1 °C. WTW inoLap pH-meter level 2 instrument (USA) equipped with a combined glass-calomel electrode was used for checking the pH of the samples, with measuring range from 0 to 14 and accuracy of ± 0.1 . The conductivity and total dissolved solids (TDS) measured utilizing WTW inoLap cond. level 1 instrument (German). The dissolved oxygen was measured by used Lovibond-SensoDirect- Oxi200 instrument (German) the instrument can be measured the temperature with measuring dissolved oxygen.

2.2. The Experimental Set-Up

The wastewater source for the present study was a preliminary treated wastewater from Al Qenayat wastewater treatment plant, Zagazig, Egypt. The preliminary treatment works in the mentioned facility includes mechanical cleaning screen, and grit removal chamber. The influent wastewater characteristics were measured. The recorded parameters as total nitrogen, ammonia nitrogen, COD, BOD, pH, conductivity, and temperature, are shown in Tables 2 and 3. The samples were analyzed in accordance with Standard Methods for the Examination of Water and Wastewater; APHA, AWWA and WEF, 21st Edition, 2005 [11].

Table2. *The raw wastewater characteristics*

Parameter	Unit	Min	Max	Average
TKN	mg/l	28.5	81.2	51.7
Ammonia - N	mg/l	20.7	44.8	38
COD	mg/l	390	979.2	659.4
BOD.5	mg/l	88.5	550.6	336.6
Conductivity	$\mu\text{s/cm}$	1353	1651	1093
pH	7.4	8.9	8
Temperature	°C	14.8	29.4	21.4
Flow	m^3/day	12000	16000	14000

Table3. *The settled wastewater conditions*

Parameter	Unit	Min	Max	Average
TKN	mg/l	11.7	56.6	33.7
Ammonia - N	mg/l	9.5	40.3	26
COD	mg/l	150	540	325
BOD.5	mg/l	9.2	89	32.6
Conductivity	$\mu\text{s/cm}$	1314	1728	1465
pH	7.6	8.8	8.1
Temperature	°C	13.9	29.6	21.3
Flow	m^3/day	12000	16000	14000

2.3. Samples Collection

The samples were taken through two points the first point after mechanical cleaning screen, and grit removal chamber and this was the raw wastewater and the second point after the primary settling tank. Sewage in this region significantly affected by animal wastewater and Ruth cattle and this affected of the nitrogen components parameters, and this is illustrated at the measuring of the influent wastewater at Tables 2 and 3, the wastewater plant at Al Qenayat city and surrounding villages Similar to many wastewater plants in Egypt.

The plant screen from the coarse screen type where the channel wide 55 cm, channel depth 115 cm, space between bars 2.5 cm, flow rate (per screen) 556 m^3/h , motor power 0.75 kW. And the second stage was the grit removal chamber (or Grit scraper) where channel wide 2*100 cm, depth of chamber 130 cm, motor power 1*0.18 kW – driving unit, and 2*0.25 kW - lifting unit.

The settling wastewater samples were taken after the primary sedimentation tanks of Al Qenayat WWTP. there are four primary sedimentation tanks found in the plant. The dimensions of primary sedimentation tank were, Tank diameter =16 m, Bridge length = 8.8 m, Depth = 2.0 m, Actual volume = 400 m^3 and The hydraulic detention time = 2.0 hours.

2.4. Methodology

The nitrogen components were measured and calculated by used Table 4 and this for the raw samples and settled samples. The procedures used to measure these fractions were based on the standard methods (4500-NH₃ Nitrogen (ammonia), 4500-Norg Nitrogen (organic), Standard Methods for the Examination of Water and Wastewater, 2005) [11].

Table 4. Methodology of the determination of TKN fractions [12]

TKN fractions	Methodology of determination
S _{NH} - soluble ammonia nitrogen	S _{NH MF} *
S _{ND} - soluble organic nitrogen, biologically degradable	S _{ND} \cong 0.02 · S _S according to [Roeleveld P.J., Van loosdrecht,2002]
S _{NI} - soluble organic nitrogen, biologically undegradable	S _{NI} = TKN _{MF} - S _{NH} - S _{ND}
X _{ND} - particulate organic nitrogen, biologically degradable	X _{ND} \cong 0.04 · X _S according to [Roeleveld P.J., Van loosdrecht,2002]
X _{NI} - particulate organic nitrogen, biologically undegradable	X _{NI} \cong TKN _{tot} - S _{NH} - S _{ND} - X _{ND}

* S_{NH MF}, soluble ammonia nitrogen was determined by filtrated the raw wastewater samples by using 0.45 μ m membrane filters; obtained the identical values, for non-filtrated samples, the inorganic ammonia nitrogen was presented in wastewater. TKN_{MF}, total Kjeldahl nitrogen was determined for filtrated samples by using membrane filters 0.45 μ m. TKN_{tot}, the total Kjeldahl nitrogen in raw wastewater samples [12].

2.5. Analytical Methods

2.5.1. Ammonia Nitrogen

For accurate results, it was generally preferable to distill off ammonia from the sample, and absorb in boric acid. (The code at the Standard Methods for the Examination of Water and Wastewater, 2005 was 4500 - NH₃ E).

Distillation apparatus: arrange a borosilicate glass flask of 800 mL capacity attached to a vertical condenser so that the outlet tip may be submerged below the surface of the receiving acid solution. The pH was measured utilizing WTW inoLap pH level 2 instrument, with measuring range from 0 to 14 and accuracy of ± 0.1 the instrument can measure pH value and temperature for the sample.

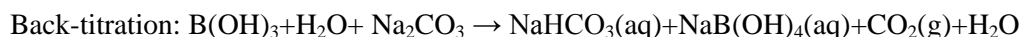
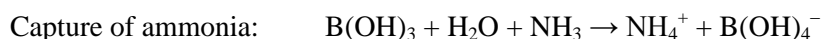
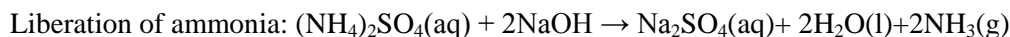
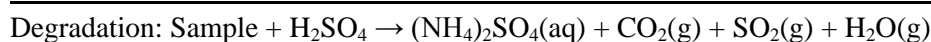
Reagents: Ammonia-free water, Borate buffer solution: Add 88 mL 0.1N NaOH solution to 500 mL approximately 0.025M sodium tetraborate (Na₂B₄O₇) solution (9.5 g Na₂B₄O₇·10 H₂O/L) and dilute to 1 L, Sodium hydroxide, 6N, Neutralization agent: Sodium hydroxide NaOH 1N, and Sulfuric acid H₂SO₄ 1N, Absorbent solution, plain boric acid: Dissolve 20 g H₃BO₃ in water and dilute to 1 L, Indicating boric acid solution: Dissolve 20 g H₃BO₃ in water, add 10 mL mixed indicator solution, and dilute to 1 L. Prepare monthly, Sulfuric acid, 0.04N: Dilute 1.0 mL conc H₂SO₄ to 1 L, Mixed indicator solution: Dissolve 200 mg methyl red indicator in 100 mL 95% ethyl or isopropyl alcohol. Dissolve 100 mg methylene blue in 50 mL 95% ethyl or isopropyl alcohol. Combine solutions. Prepared monthly, and Standard sulfuric acid titrant, 0.02N.

Preparation of equipment: Add 500 mL water and 20 mL borate buffer, adjust pH to 9.5 with 6N NaOH solution, and add to a distillation flask. Add 25 mL borate buffer solution and adjust to pH 9.5 with 6.0 N NaOH using a pH meter.

2.5.2. Total Kjeldahl Nitrogen (TKN)

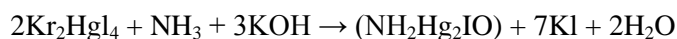
Total Kjeldahl nitrogen or TKN is the sum of organic nitrogen, ammonia (NH₃), and ammonium (NH₄⁺) in the chemical analysis of wastewater, the standard method code was 4500 - N org. B.

The method consists of heating a substance with sulfuric acid, which decomposes the organic substance by oxidation to liberate the reduced nitrogen as ammonium sulfate. In this step potassium sulfate was added to increase the boiling point of the medium (from 337°C to 373°C). Chemical decomposition of the sample was completed when the initially very dark-colored medium was become clear and colorless. The solution was then distilled with a small quantity of sodium hydroxide, which converts the ammonium salt to ammonia. The amount of ammonia present, and thus the amount of nitrogen present in the sample, was determined by back titration. The end of the condenser was dipped into a solution of boric acid. The ammonia reacts with the acid and the remainder of the acid was then titrated with a sodium carbonate solution by way of a methyl orange pH indicator.



Nesslerization spectrophotometric method: The measurement of ammonia concentration in wastewaters by Nessler method depend on that the graduated yellow to brown color produced by the Nessler-ammonia reaction was strongly absorbed over a wide range. ($\lambda = 400\text{-}500\text{nm}$). Ammonia produces a yellow color compound when reacts with alkaline Nessler reagent.

The chemical reaction of the method is given below:



The ammonia was measured utilizing Thermo Spectronic instrument, with measuring range of 300 to 700nm, (GENESYSTM 20) spectrophotometer was an easy to use instrument that performs absorbance, % transmittance and concentration measurements with in the wave length range of 325 to 1100 nanometers.

COD was measured according to the standard method 5220 B. In this method, wastewater sample was added to sulfuric acid solution with a known volume of potassium dichromate ($\text{K}_2\text{Cr}_2\text{O}_7$). After boiling the mixture for 2 hours at 150°C by VELP-ECO instrument, the remaining unreduced $\text{K}_2\text{Cr}_2\text{O}_7$ was titrated with Ferrous Ammonium Sulfate (FAS).

3. RESULTS AND DISCUSSION

Two groups of analysis and this is due to the sample source.

3.1. The first results of raw wastewater

The results of the various components of the nitrogen was measured at the different conditions as shown in Table 2.

3.1.1. Total Kjeldahl Nitrogen (TKN)

Raw wastewater had values of TKN range from 28.56 to 81.2 mg/l with average value 51.7 mg/l. TKN average 70 mg/l [16] (Figure 2). Seidl, et al., (1998) proposed that the concentrations of TKN ranged from 28 to 59 mg/L [17]. Haider and Ali (2010), in their research raw wastewater samples had average value of TKN 41 mg/l where BOD5 160 mg/l [18].

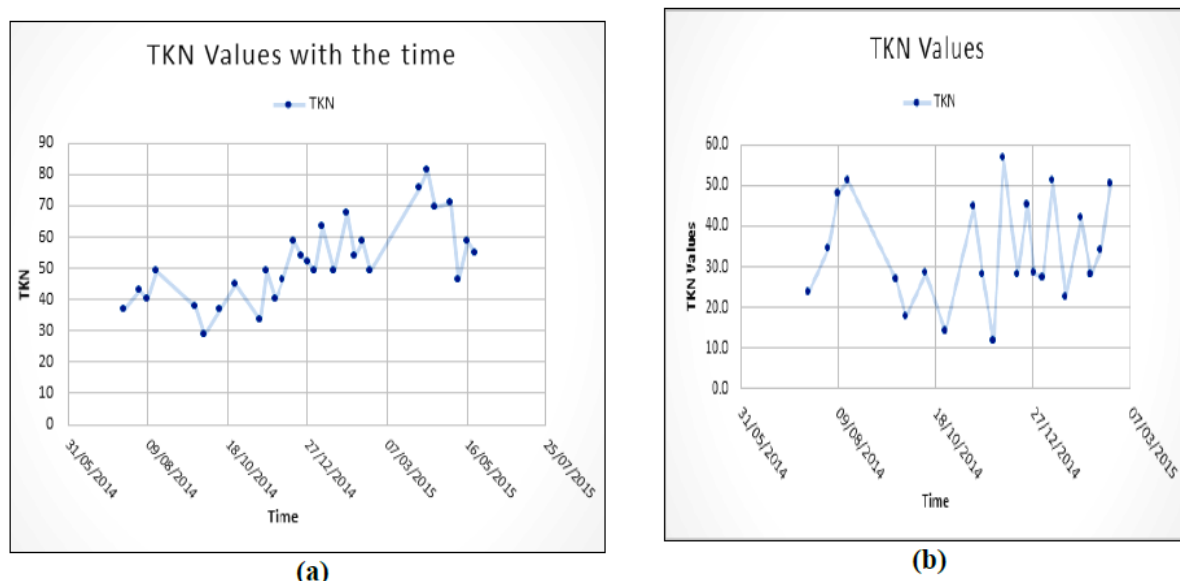


Figure2. The TKN Values for (a) raw wastewater and (b) settled wastewater virsus the time

3.1.2. Free Ammonia Nitrogen, S_{NH}

This component was the largest value of the nitrogen components. Raw wastewater had values of ammonia nitrogen (S_{NH}) range from 20.7 to 44.8 mg/l with average value 38 mg/l and ($S_{NH}\%$) percent from TKN range from 42.9 % to 76.6 % with average value 73.5 %. Zawilski and Brzezińska (2008), ammonia nitrogen (S_{NH}) percent from TKN range from 53 % to 86 % with average value 66.5 % [12], Seidl et al. (1998) proposed that the concentrations of ammonia ranged from 19 to 35 mg/L [17]. Haider and Ali (2010), found that raw wastewater had average value of ammonia (NH_3) 26.8 mg/l where BOD_5 160 mg/l [18].

3.1.3. Organically Bound TKN

Raw wastewater had values of organically bound nitrogen range from 7.8 to 36.4 mg/l with average value 13.7 mg/l. The values of raw wastewater organically bound nitrogen percent from TKN range from 23.4 % to 57.1 % with average value 26.5 %. Rössle and Pretorius (2001), found that the values of raw wastewater organically bound TKN percent from TKN with average value 25 % [14].

3.1.4. Organic Nitrogen Soluble

Raw wastewater had values of organic nitrogen soluble range from 2.8 to 16.8 mg/l with average value 6.05 mg/l. The values of raw wastewater organic nitrogen soluble percent from TKN range from 6.8 % to 30.6 % with average value 11.7 %. Rössle and Pretorius (2001), found that the values of raw wastewater Organic Nitrogen soluble percent from TKN with average value 9 % [14].

3.1.5. Organic Nitrogen Particulate

Raw wastewater had values of organic nitrogen particulate range from 4.48 to 27.44 mg/l with average value 7.65 mg/l. The values of raw wastewater organic nitrogen particulate percent from TKN range from 11.9 % to 46.7 % with average value 14.8 %. Rössle and Pretorius (2001), found that the values of raw wastewater Organic Nitrogen particulate percent from TKN with average value 16 % [14].

3.1.6. Soluble Organic Nitrogen Biologically Degradable, S_{ND}

Raw wastewater had values of soluble biodegradable organic nitrogen (S_{ND}) range from 0.56 to 14.28 mg/l with average value 4.3 mg/l. The values of raw wastewater soluble biodegradable organic nitrogen (S_{ND}) percent from TKN range from 0.8 % to 26 % with average value 8.3 %. Zawilski and Brzezińska (2008), found that the value wastewater soluble organic nitrogen biologically degradable (S_{ND}) percent from TKN range from 5.0 % to 7.0 % with average value 5.8 % [12]. WH Rössle and Pretorius (2001), found that the values of raw wastewater soluble organic nitrogen biologically degradable (S_{ND}) percent from TKN with average value 6 % [14].

3.1.7. Soluble Organic Nitrogen Biologically Undegradable, S_{NI}

Raw wastewater had values of soluble organic nitrogen biologically undegradable (S_{NI}) range from 0.78 to 8.4 mg/l with average value 1.75 mg/l. The values of raw wastewater soluble organic nitrogen biologically undegradable (S_{NI}) percent from TKN range from 1.6 % to 12.1 % with average value 3.4 %.

Zawilski and Brzezińska (2008), found that the value wastewater Soluble organic nitrogen biologically undegradable (S_{NI}) percent from TKN range from 2 % to 18 % with average value 8.4 % [12]. Rössle and Pretorius (2001), found that the values of raw wastewater Soluble organic nitrogen unbiologically degradable (S_{NI}) percent from TKN with average value 3 % [14].

3.1.8. Particulate Organic Nitrogen Biologically Degradable, X_{ND}

Raw wastewater had values of Particulate organic nitrogen biologically degradable (X_{ND}) range from 4 to 4.8 mg/l with average value 3.2 mg/l. The values of raw wastewater Particulate organic nitrogen biologically degradable (X_{ND}) percent from TKN range from 4.9 % to 8.6 % with average value 6.2 %.

Zawilski and Brzezińska (2008), found that the value wastewater Particulate organic nitrogen biologically degradable (X_{ND}) percent from TKN range from 2 % to 24 % with average value 12.5 % [12]. Rössle and Pretorius (2001), found that the values of raw wastewater particulate organic nitrogen biologically degradable (X_{ND}) percent from TKN with average value 6 % [14].

3.1.9. Particulate Organic Nitrogen Biologically Undegradable, X_{NI}

Raw wastewater had values of Particulate organic nitrogen biologically undegradable (X_{NI}) range from 0.38 to 11.59 mg/l with average value 4.45 mg/l. The values of raw wastewater Particulate organic nitrogen biologically undegradable (X_{NI}) percent from TKN range from 1 % to 17.1 % with average value 8.6 %.

Zawilski and Brzezińska (2008), found that the value wastewater Particulate organic nitrogen biologically undegradable (X_{NI}) percent from TKN range from 1 % to 18 % with average value 6.8 % [12]. Rössle and Pretorius (2001), found that the values of raw wastewater Particulate organic nitrogen biologically undegradable (X_{NI}) percent from TKN with average value 10 % [14].

3.2. The Second Results of Settled Wastewater

The following parameter were determined at the following condition appered at the Table 3.

3.2.1. Total Kjeldahl Nitrogen (TKN)

Settled wastewater had values of TKN range from 11.7 to 56.6 mg/l with average value 33.7 mg/l. Haider and Ali (2010), in their research the settled wastewater had average value of TKN 36 mg/l where BOD₅ 131 mg/l [18].

3.2.2. Free Ammonia Nitrogen, S_{NH}

Settled wastewater had values of ammonia nitrogen (S_{NH}) range from 9.5 to 40.3 mg/l with average value 26.0 mg/l. The values of settled wastewater ammonia nitrogen (S_{NH}) percent from TKN range from 59 % to 84 % with average value 77.2 % (Figure 2). Haider and Ali (2010), in their research the settled wastewater had average value of ammonia (NH_3) 21.2 mg/l where BOD₅ 131 mg/l [18]. Rössle and Pretorius (2001), found that the values of settled wastewater ammonia nitrogen (S_{NH}) percent from TKN with average value 83 % [14].

3.2.3. Organically Bound TKN

Settled wastewater had values of organically bound nitrogen range from 2.2 to 20.2 mg/l with average value 7.7 mg/l. The values of settled wastewater organically bound nitrogen percent from TKN range from 16 % to 41 % with average value 22.8 %. Rössle and Pretorius (2001), found that the values of settled wastewater Organically bound TKN % from TKN with average value 17 % [14].

3.2.4. Organic Nitrogen Soluble

Settled wastewater had values of organic nitrogen soluble range from 1.4 to 14.6 mg/l with average value 4.15 mg/l. The values of settled wastewater organic nitrogen soluble percent from TKN range from 9.4 % to 28.9 % with average value 12.3 %. Rössle and Pretorius (2001), found that the values of settled wastewater Organic Nitrogen soluble percent from TKN with average value 10.5 % [14].

3.2.5. Organic Nitrogen Particulate

Settled wastewater had values of organic nitrogen particulate range from 0.8 to 12.9 mg/l with average value 3.55 mg/l. The values of settled wastewater organic nitrogen particulate percent from TKN range from 6.1 % to 24.2 % with average value 10.5 %. Rössle and Pretorius (2001), found that the values of settled wastewater Organic Nitrogen particulate percent from TKN with average value 6.5 % [14].

3.2.6. Soluble Organic Nitrogen Biologically Degradable, S_{ND}

Settled wastewater had values of soluble biodegradable organic nitrogen (S_{ND}) range from 0.8 to 13 mg/l with average value 2.86 mg/l. The values of settled wastewater soluble biodegradable organic nitrogen (S_{ND}) percent from TKN range from 5.2 % to 25.7 % with average value 8.5 %. Rössle and Pretorius (2001), found that the values of settled wastewater Soluble organic nitrogen biologically degradable (S_{ND}) percent from TKN with average value 6.5 % [14].

3.2.7. Soluble Organic Nitrogen Biologically Undegradable, S_{NI}

Settled wastewater had values of soluble organic nitrogen biologically undegradable (S_{NI}) range from 0.5 to 2.3 mg/l with average value 1.29 mg/l. The values of settled wastewater soluble organic nitrogen biologically undegradable (S_{NI}) percent from TKN range from 2.6 % to 4.6 % with average

value 3.8 %. Rössle and Pretorius (2001), found that the values of settled wastewater Soluble organic nitrogen unbiologically degradable (S_{NI}) percent from TKN with average value 4 % [14].

3.2.8. Particulate Organic Nitrogen Biologically Degradable, X_{ND}

Settled wastewater had values of Particulate organic nitrogen biologically degradable (X_{ND}) range from 0.8 to 3.3 mg/l with average value 2.15 mg/l. The values of settled wastewater Particulate organic nitrogen biologically degradable (X_{ND}) percent from TKN range from 4.9 % to 8.1 % with average value 6.4 %. Rössle and Pretorius (2001), found that the values of settled wastewater Particulate organic nitrogen biologically degradable (X_{ND}) percent from TKN with average value 6.5 % [14].

3.2.9. Particulate Organic Nitrogen Biologically Undegradable, X_{NI}

Settled wastewater had values of Particulate organic nitrogen biologically undegradable (X_{NI}) range from 0.0 to 9.6 mg/l with average value 1.4 mg/l. The values of settled wastewater Particulate organic nitrogen biologically undegradable (X_{NI}) percent from TKN range from 0.0 % to 17.8 % with average value 4.1 %. Rössle and Pretorius (2001), found that the values of settled wastewater Particulate organic nitrogen biologically undegradable (X_{NI}) percent from TKN with average value 0.0 % [14].

Table 5 summarize percentage contribution of particular TKN fractions (ammonia nitrogen S_{NH} , S_{ND} , S_{NI} , X_{NI} and X_{ND}) of raw and settling wastewater.

Table5. Percentage contribution of particular TKN fractions of raw and settled wastewater

TKN fractions	S_{NH}		S_{ND}		S_{NI}		X_{NI}		X_{ND}	
	Range* %	Mean** %	Range* %	Mean** %	Range* %	Mean** %	Range* %	Mean** %	Range* %	Mean** %
Raw wastewater	42.9- 76.6	73.5	0.8-26	8.3	1.6-12.1	3.4	1-17.1	8.6	4.9-8.6	6.2
Settled wastewater	58-84	77.2	5.2-25.7	8.5	2.6-4.6	3.8	0-17.8	4.1	4.9-8.1	6.4

* the range for instantaneous samples

** mean values for composite samples weighted by flow

4. CONCLUSION

Knowledge of the participation of particular TKN fractions enables more exact estimation of the biological degradability of wastewater contaminations than the generally applied TKN/BOD₅ ratio. The presented analysis of fractional composition of TKN for raw and settled wastewater proves distinct differences between these samples. A significant increase of the particulate fraction of TKN in raw wastewater samples was observed. The comparison between the measured results and the default values used in literature was achieved successfully. And Derivation of the interrelationships between the measured nitrogen components. Raw wastewater nitrogen components percent from the TKN was determined as, S_{NH} % was 73.5%, S_{ND} % was 8.3%, S_{NI} % was 3.4%, X_{ND} % was 6.2%, and X_{NI} % was 8.6%. Settled wastewater nitrogen components percent from the TKN was determined as, S_{NH} % was 77.2%, S_{ND} % was 8.5%, S_{NI} % was 3.8%, X_{ND} % was 6.4%, X_{NI} % was 4.1%.

ACKNOWLEDGMENT

All thanks and gratitude to the Holding Company of Water and wastewater (HCWW), Egypt.

REFERENCES

- [1] Kujawa-Roeleveld K., Estimation of denitrification potential with respiration based techniques, *Thesis Wageningen University*, ISBN 90-5808-228-8 (2000).
- [2] Pasztor I., Thury P. and Pulai J., Chemical oxygen demand fractions of municipal wastewater for modeling of wastewater treatment, *Int. J. Environ. Sci. Tech.*, 6 51-56 (2009).
- [3] Roeleveld P. and Van Loosdrecht M., Experience with guidelines for wastewater characterisation in The Netherlands, *Water Sci. Technol.*, 45, 77-87 (2002).
- [4] Tchobanoglous G. and Burton F.L., *Wastewater Engineering: Treatment, Disposal and Reuse* (3rd edn.) Metcalf and Eddy Inc., McGraw-Hill, New York, USA, (1991).

- [5] Park J.K., Wang J. and Novotny G., Wastewater Characterisation for Evaluation of Biological Phosphorus Removal: Wastewater Fractionation. WDNR Research Report 174, Wisconsin Dept. of Natural Resources, Wisconsin-Madison, USA, (1997) (www.dnr.state.wi.us).
- [6] Pehlivanoglu–Mantas E. and Sedlak D.L., Wastewater–derived dissolved organic nitrogen: analytical methods, characterization, and effects–A review, *Crit. Rev. Environ. Sci. Technol.*, 36, 261–285 (2006).
- [7] Tzollas N. M., Zachariadis G.A., Anthemidis A. N. and Stratis J. A., A new approach to indophenol blue method for determination of ammonium in geothermal waters with high mineral content. *Intern. J. Environ. Anal. Chem.* 90, 115–126 (2010).
- [8] Jeppsson U., Modeling aspects of wastewater treatment processes. *Lund Institute of Technology, Sweden*, (1996), ISBN 91-88934-00-4.
- [9] Henze M., Gujer W., Mino T. and van Loosdrecht M.C.M., Activated Sludge Models ASM1, ASM2, ASM2d and ASM3. Scientific and Technical Report No. 9., TWA Publishing, London, UK, (2000) 16-22.
- [10] Butler D., Friedler E., and Gatt K., Characterising the quantity and quality of domestic wastewater inflows, *Water Sci. Technol.*, 31, 13-24 (1995).
- [11] American Public Health Association (APHA), American Water Works Association (AWWA) & Water Environment Federation (WEF): *Standard Methods for the Examination of Water and Wastewater*, 21st Edition, (2005)
- [12] Zawilski M. and Brzezińska A., Variability of COD and TKN Fractions of Combined Wastewater, *Polish J. of Environ. Stud.*, 18, 501-505 (2009).
- [13] Szetela R.W., Dynamic model of activated sludge wastewater treatment plant. *Prace Naukowe Instytutu Inżynierii Ochrony Środowiska Politechniki Wrocławskiej.* 64, 32, Wrocław, (1990) [In Polish].
- [14] Rossle W.H. and Pretorius W.A., A review of characterization for on-line prefermenters. Paper 1: Wastewater characterisation., *Water S.A.*, 27, 405 (2001).
- [15] Beck C., LE ROY K., SADOWSKI A.G. A coupled sewer system and WWTP modelling approach to minimise annual discharge: a case study. Proc. of the 10th International Conference on Urban Drainage, Copenhagen/Denmark, 21- 26 August 2005. a CD-ROM edition, (2005).
- [16] Feng H., Hu L., Mahmood Q., Qiu C., Fang C., Shen D., Anaerobic domestic wastewater treatment with bamboo carrier anaerobic baffled reactor, *Intern Biodeterior Biodegrad*, 62, 232-238 (2008).
- [17] Seidl M., Servais P., Martaud M., Gandouin C. and Mouchel J. M. Organic carbon biodegradability and heterotrophic bacteria along a combined sewer catchment during rain events, *Water Sci. Technol*, 37, 25-33, (1998).
- [18] Haider H. and Ali W., Effect of Wastewater Treatment on Bio-kinetics of Dissolved Oxygen in River Ravi, *Pak. J. Engg. & Appl. Sci.*, 6, 42-51, (2010).